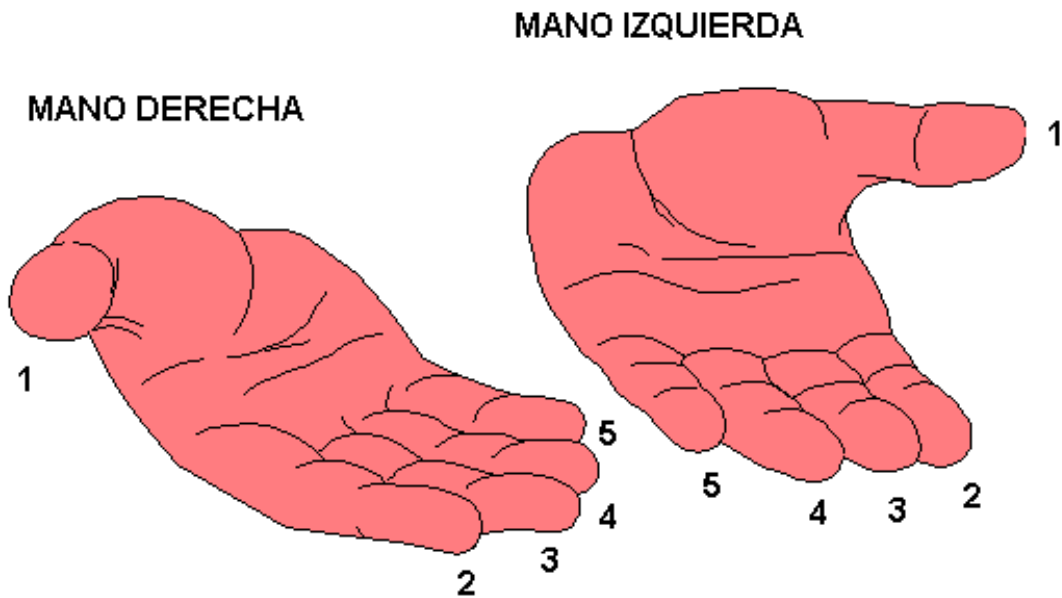
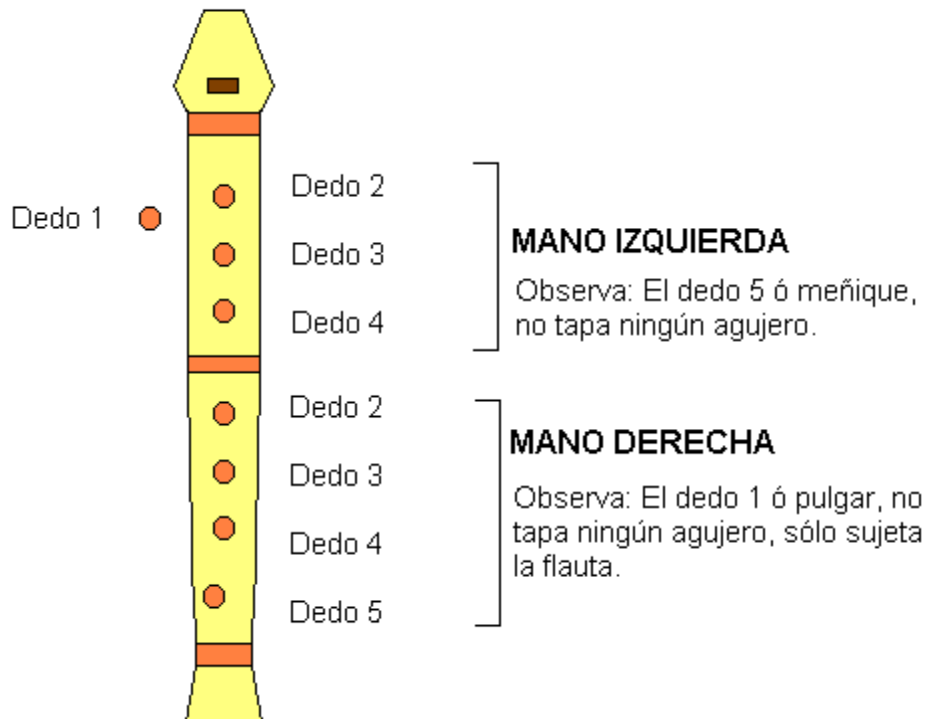



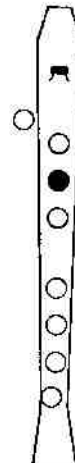
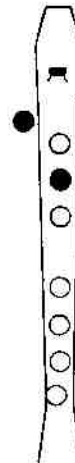
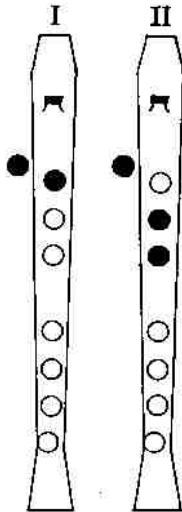
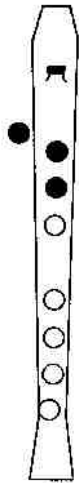

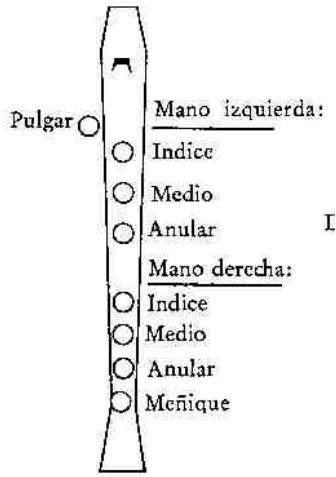
POSICIONES DE LA FLAUTA DULCE

POSICIONES DE LAS MANOS

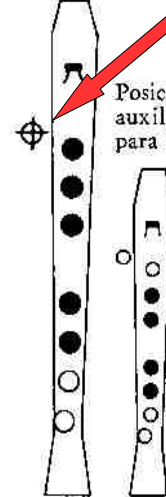
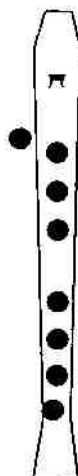
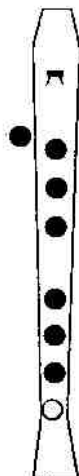
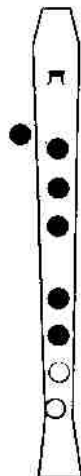


POSICIONES DE LOS DEDOS EN LA FLAUTA





barroco



Este símbolo nos indica que **NO** debemos tapar el agujero totalmente con el pulgar, sino dejar una pequeña ranura de aire, para que así suene la nota aguda.

fa''' sol''' la'''

barroco

Posiciones auxiliares para el la'''

si bemo''' (la sostenido''')

Posiciones auxiliares para el si bemo''' (la sostenido''')

fa sostenido''' (sol bemo''')

Posiciones auxiliares para el fa sostenido''' (sol bemo''')

mi bemo''' (re sostenido''')

Posiciones auxiliares para el mi bemo''' (re sostenido''')

mi bemo''' (re sostenido''')

do sostenido''' (re bemo''')

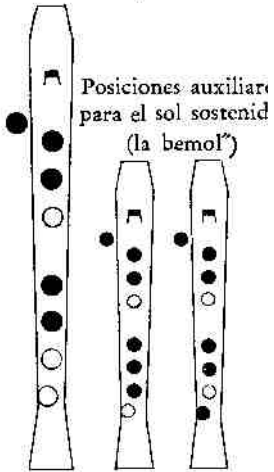
Posiciones auxiliares para el do sostenido''' (re bemo''')

sol sostenido''' (la bemo''')

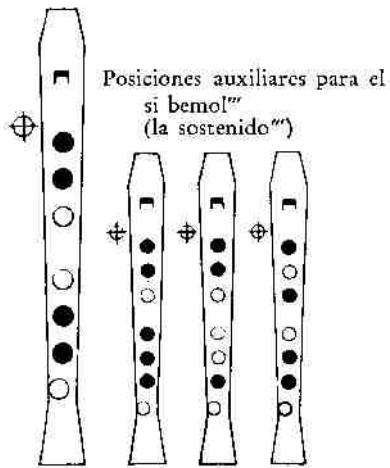
Posiciones auxiliares para el sol sostenido''' (la bemo''')

barroco

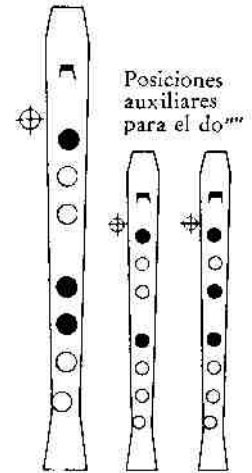
sol sostenido^o
(la bemol^o)



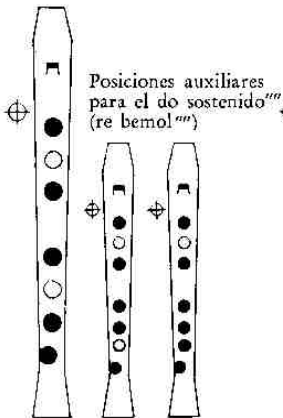
si bemol^o
(la sostenido^o)



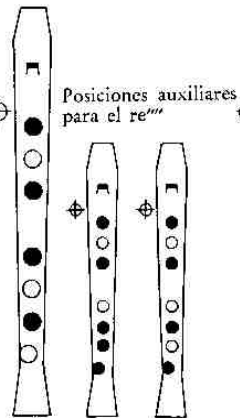
do^o



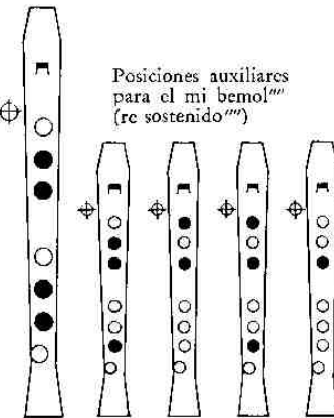
do sostenido^o
(re bemol^o)



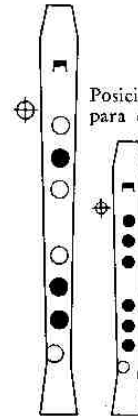
re^o



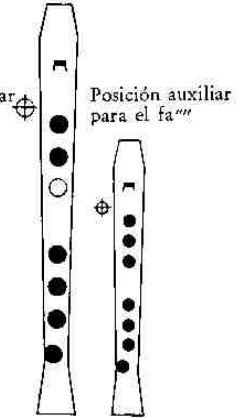
mi bemol^o
(re sostenido^o)



mi^o




fa^o



Do#

fa sostenido^o (sol bemol^o)



Si agudo